



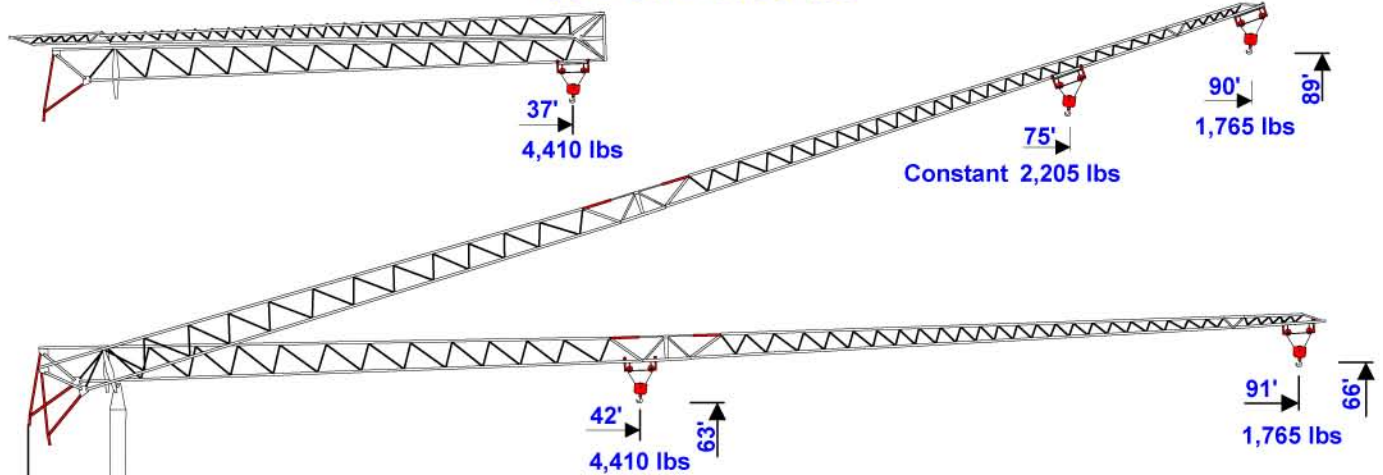
Corporate Office
 209 East Cedar • Bozeman, Montana 59715
 Phone: (406) 586-0909 • 1-800-406-LIFT • Fax: (406) 586-3836
 Email: info@montanacraneervice.com

benazzato

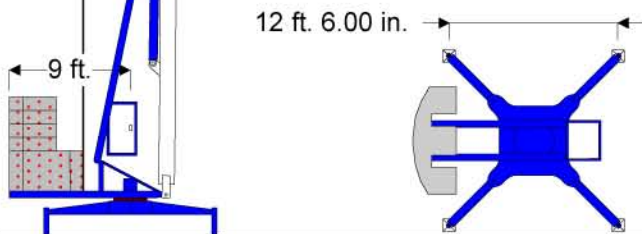
Self-Erecting Crane

296-SC


66' - 91' - 1765 lbs



Power Requirements
 Single Phase OR Three Phase
 240V or 480V



Base Ballast X 2 6,615 lbs
 Ballast Blocks X 4 4,100 lbs
 Total Ballast: 29,630 lbs
 Crane Weight: 21,500 lbs
 Total Erected Weight: 51,130 lbs



Hook Radius	ft.	42	45	49	52	59	66	72	79	81	85	91
Maximum Capacities	lbs.	4,410	4,079	3,682	3,418	2,977	2,624	2,337	2,095	2,029	1,918	1,764
	tonnes	2.00	1.85	1.67	1.55	1.35	1.19	1.06	0.95	0.92	0.87	0.80